

FROM THE PRINCIPAL

Dear Parents and Community Members,

This report card is issued by the Oregon Department of Education. It provides a detailed picture of what Elton Gregory Middle School offers to our students.

In 2012-2013, we received an Overall State Rating of above average. This means that our students performed slightly better on the Oregon Assessment of Knowledge and Skills (OAKS) than students at other Oregon middle schools.

Key academic highlight:

- Our students are performing better in Math and Science than other Oregon students.

While we celebrate our achievements, we have a good deal of work to do. I assure you that GROWTH of ALL students is priority. We are introducing some instructional changes with our implementation of Common Core in Literacy and Math. We will continue to offer Math and Reading Strategies courses to target skill deficits and prepare students for meeting benchmarks.

I encourage you to communicate with your child's teachers. You can monitor your student's assignments and progress on ParentVUE at <http://egms.redmond.k12.or.us>.

Thank you,

Principal | Tracie Renwick

SCHOOL PROFILE

| | |
|---|--------|
| Enrollment 2012-13 | 545 |
| Change from previous year | -18.0% |
| Students attending 90% or more of enrolled days | 87% |

Note: a "*" is displayed when the data must be suppressed to protect student confidentiality.

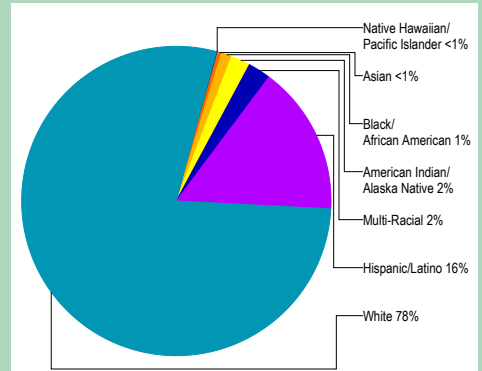
Select Demographics 2012-13

| | |
|---|----|
| English Learners | 7% |
| <i>Students who have ever been eligible for or participated in a program to acquire academic English.</i> | |

| | |
|----------------------------|-----|
| Economically disadvantaged | 59% |
| Students with disabilities | 17% |

Number of different languages spoken: 3

STUDENTS

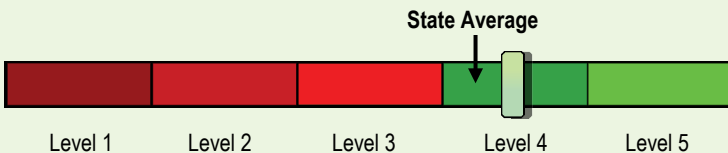


OVERALL STATE RATING

HOW ARE STUDENTS AT THIS SCHOOL PERFORMING COMPARED TO THOSE AT OTHER SCHOOLS?

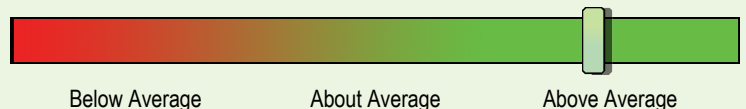
The overall state rating is intended to summarize this school's particular successes and challenges. It is based on a combination of up to five factors. Three of these factors come from standardized test scores in reading and math: student achievement, student growth, and the growth of underserved subgroups. Please be aware that this rating is based mainly on high-stakes testing and accordingly, represents a limited view of student performance. Other aspects of this report card are designed to put this rating in the proper context.

Compared to all schools statewide in 2012-13, this school is rated as Level 4.



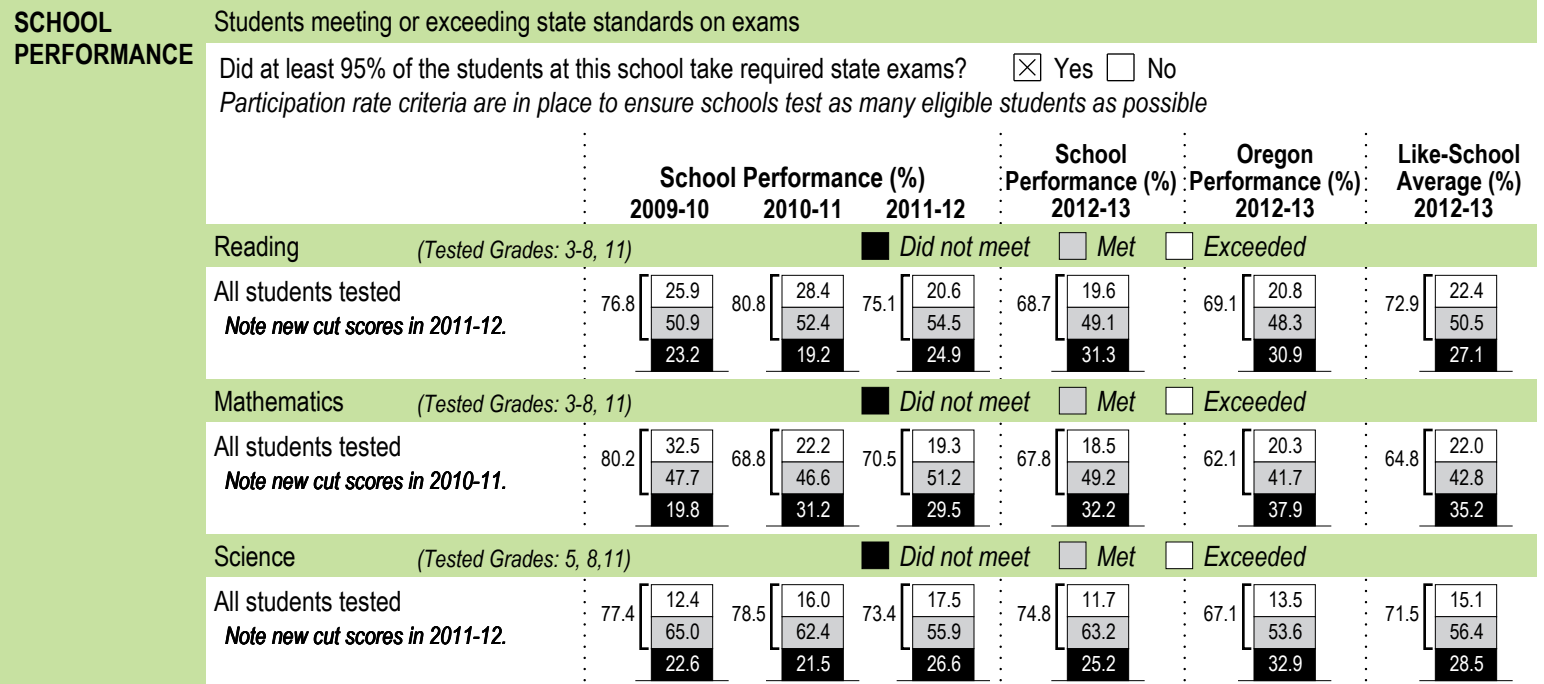
- Level 1** = Falls into the bottom 5% of schools
- Level 2** = Falls between 5% and 15% of schools
- Level 3** = Falls between 15% and 44% of schools
- Level 4** = Falls between 44% and 90% of schools
- Level 5** = Falls into the top 10% of schools

Compared to middle schools with similar student demographics in 2012-13, this school's rating is above average.



- Below average** = Falls into the bottom third of comparison schools
- About average** = Falls into the middle third of comparison schools
- Above average** = Falls into the top third of comparison schools

PROGRESS ARE STUDENTS MAKING ADEQUATE GAINS OVER TIME?



Visit www.ode.state.or.us/go/data for additional state exam results.

Note: a "*" is displayed when data are unavailable or to protect student confidentiality.

OUTCOMES FOR KEY STUDENT GROUPS AT THIS SCHOOL COMPARED TO THE SAME GROUPS STATEWIDE

| STUDENT GROUP OUTCOMES | School Performance (%) | Oregon Performance (%) | School Compared to OR Average | School Performance (%) | Oregon Performance (%) | School Compared to OR Average | School Performance (%) | Oregon Performance (%) | School Compared to OR Average | | |
|-----------------------------------|------------------------|------------------------|-------------------------------|-------------------------------|--------------------------------------|-------------------------------|------------------------|--|-------------------------------|------|------|
| | All Students | | | | American Indian/Alaska Native | | | Native Hawaiian/Pacific Islander | | | |
| Reading | 68.7 | 69.1 | -0.4 | Reading | 63.6 | 55.7 | +7.9 | Reading | * | 52.5 | * |
| Mathematics | 67.8 | 62.1 | +5.7 | Mathematics | 63.6 | 46.2 | +17.4 | Mathematics | * | 51.6 | * |
| Science | 74.8 | 67.1 | +7.7 | Science | * | 54.9 | * | Science | * | 43.6 | * |
| Economically Disadvantaged | | | | Asian | | | White | | | | |
| Reading | 61.0 | 57.5 | +3.5 | Reading | * | 78.4 | * | Reading | 71.6 | 75.4 | -3.8 |
| Mathematics | 60.4 | 50.0 | +10.4 | Mathematics | * | 80.7 | * | Mathematics | 70.2 | 67.1 | +3.1 |
| Science | 69.8 | 55.0 | +14.8 | Science | * | 74.1 | * | Science | 76.5 | 74.4 | +2.1 |
| English Learners | | | | Black/African American | | | Female | | | | |
| Reading | 51.3 | 45.3 | +6.0 | Reading | 66.7 | 50.2 | +16.5 | Reading | 72.6 | 72.9 | -0.3 |
| Mathematics | 45.0 | 45.2 | -0.2 | Mathematics | 66.7 | 40.1 | +26.6 | Mathematics | 64.7 | 63.3 | +1.4 |
| Science | 55.6 | 38.6 | +17.0 | Science | * | 38.8 | * | Science | 73.2 | 64.4 | +8.8 |
| Students with Disabilities | | | | Hispanic/Latino | | | Male | | | | |
| Reading | 25.3 | 31.5 | -6.2 | Reading | 56.8 | 50.9 | +5.9 | Reading | 65.8 | 65.5 | +0.3 |
| Mathematics | 32.9 | 23.4 | +9.5 | Mathematics | 53.7 | 46.7 | +7.0 | Mathematics | 70.1 | 60.9 | +9.2 |
| Science | 52.0 | 37.0 | +15.0 | Science | 57.9 | 45.7 | +12.2 | Science | 76.1 | 69.6 | +6.5 |
| Talented and Gifted | | | | Multi-Racial | | | | | | | |
| Reading | >95 | 98.6 | * | Reading | 61.5 | 73.2 | -11.7 | <p>Note: a "*" is displayed when data are unavailable or to protect student confidentiality.</p> | | | |
| Mathematics | >95 | 98.3 | * | Mathematics | 84.6 | 65.1 | +19.5 | | | | |
| Science | * | 98.2 | * | Science | * | 72.7 | * | | | | |

CURRICULUM & LEARNING ENVIRONMENT WHAT IS THIS SCHOOL DOING TO IMPROVE STUDENT LEARNING AND TO PREPARE STUDENTS FOR THE FUTURE?

SCHOOL READINESS

Student Mentor Program
School programming that supports and reinforces positive behavior
Student Team Structure

Extracurricular activities and athletics available to all students
Student Success Teams to support struggling students

ACADEMIC SUPPORT

Reading and Math Strategies Classes
Differentiated Instructional Strategies
School Improvement Wednesdays for teacher improvement.
Assessments are aligned to curriculum and coordinated among teachers.

ACADEMIC ENRICHMENT

WORLD LANGUAGE COURSES
Spanish offered to all grade levels.
SPECIAL PROGRAMS
Art, Technology, and Band offered to all grade levels.

CAREER & TECHNICAL EDUCATION

*Information was not submitted for this section.

EXTRACURRICULAR ACTIVITIES

Volleyball, Cross Country, Football, Wrestling, Basketball, Track
Caldera Arts Academy, Drama Club

Sparrow Club, Student Mentor Program, Yearbook

Data and information in the Curriculum and Learning Environment section was provided by local schools and districts and was not verified by the Oregon Department of Education.